

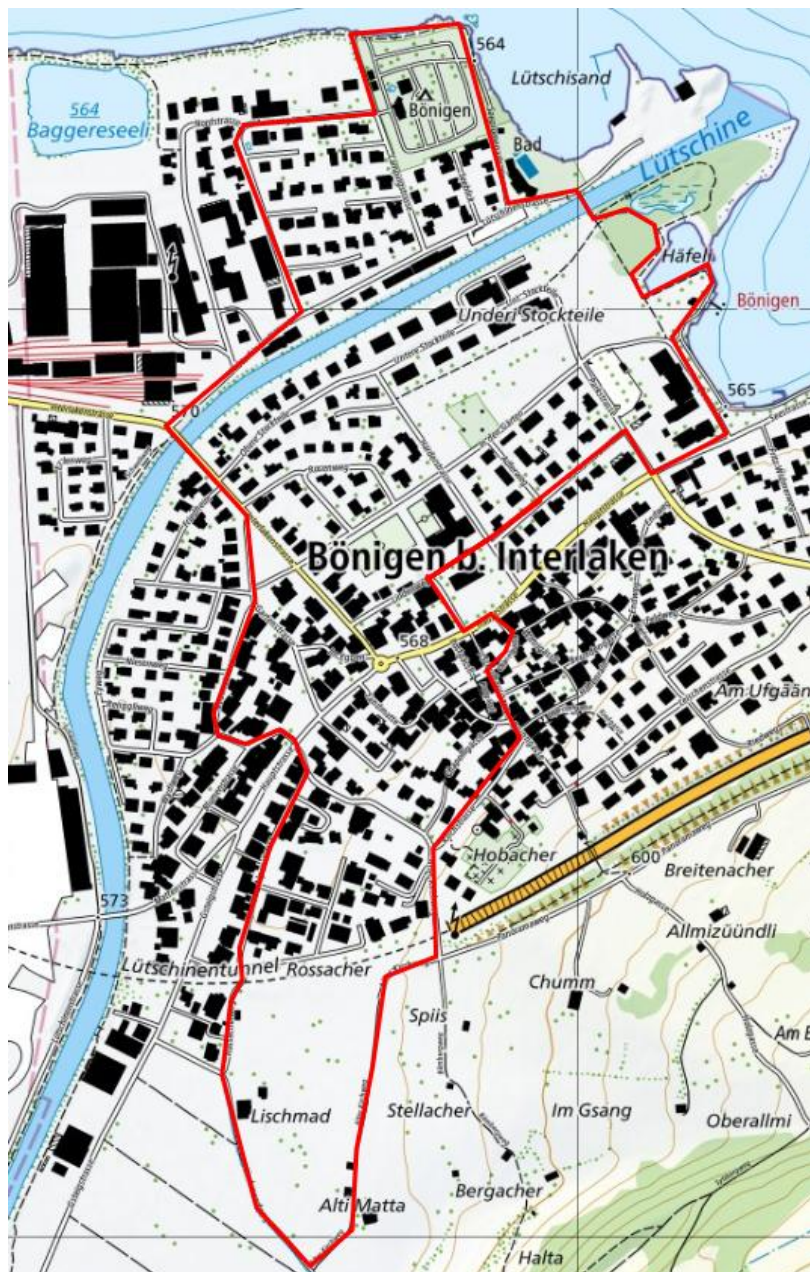


Ricky's treasure hunt

Hello, I'm Ricky the little eagle. I love to soar through the air, hide objects, puzzle and enjoy the scenery. When I pass by a playground, I can't resist sliding, climbing, swinging on the swings and just playing with all the kids.

Will you come with me on a tour of discovery and exploration? I have come up with some riddles. Since I'm a bit of a sweet tooth, we'll naturally drop by a shop or restaurant every now and then. I never miss out on playing and splashing around. On our way, I can show you the village of Bönigen.

Let's go. Take a look at the map, I've marked the way.



We start in front of the tourist office. You can already see Lake Brienz from here, but we will go to the lake later. We now walk in the other direction. At the sign to the car park we turn right and after a few steps we turn left into the Rothornstrasse.

Do you see the little chalet called “Schränk-Laden”? I love the soaps from this shop! Rubbing them on my feathers in the evening after my adventures and showering off is lovely. So many great sustainable products on offer. Please be careful if you want to check it out!

For the first question, you can stay outside:

Can you find the information boards with the carvings on top?



Question no. 1:


How many animals are there?

Write down the number:

We continue along “Rothornstrasse” until we reach the school building.

Carefully cross the road and then we quickly go to the playground together!

Shoo, shoo, shoo up the steps and immediately down the slide! And up the rope ladder to the slide again. Hey, wait! Let's solve another riddle.



Question no. 2:

How many orange plastic pieces do you count on all the ropes of the play tower with the slide and the suspension bridge? You get a two-digit number, add the 1st and the 2nd digit together.

Write down the result:

Continue across the schoolyard to the village stream. If you stand by the village stream, can you see the chestnut trees? Count them...

Every pedestrian crossing has a corresponding traffic sign. Can you see it? Count the number of stripes on the sign.



Question no. 3:

Calculate the number of chestnut trees minus the number of stripes on the sign.

Write down the result:

After crossing the road, we walk into the field path and follow the 1st and 2nd signposts saying “Rundweg” and thus reach the “Schulhausgasse”. At the 3rd sign of the “Rundweg” we turn left and follow the “Schulhausgasse” to the village well. Someone is playing the flute! You are on the right path!

Walk past the village fountain and follow the “Kirchstrasse” to the church.

I have a lot of energy, so I hop up the first flight of stairs on one leg and count the steps. Are you with me?

Question no. 4:

How many steps did you count? Now add up the 1st and 2nd digits again and write down the result:



We continue along the “old Kirchweg” - after the motorway tunnel, turn right next to the driving ban.

This is where my friends, the sheep, live. Are they here today?

There are old tools on display at the barn. Maybe you know what they were used for in the past?

Question no. 5:

Calculate the number of tines on the rake minus the number of tines on the fork. Write down the result:



Treasure code A

Now the time has come. The first number for the treasure code is now derived from these first 5 questions:

One of these numbers occurs twice. We are looking for this number!

Write down the number in my sign:



Now go on. At “Allmendweg”, turn right and follow the small creek called “Chrottengräbli” back to the village. After the “Chrottengräbli” flows through the tunnel under the road, turn right into “Rossacherweg” and follow it to the “Alpenstrasse”. While walking down the “Alpenstrasse”, keep your eyes open!

Can you find the stag made of pipes on the façade of a business building?

Question no. 6:

How many pipes are there on the stag's head?

Write down the number:

Now we follow the “Alpenstrasse” until we turn into the “Hauptstrasse”. There is a well there. When was this well built?

Question no. 7:

note the highest number of the 4 digits in the year of construction:

Here we cross the pedestrian crossing and follow the “Blumenstrasse”. Cow, pig and sheep make a car stop. Each animal has its own destination. Two cantons are also cities. Only one of the destinations is just a canton and not a city.

Question no. 8:

Count the letters of this canton.

Write down the number of letters:



Treasure code B

Again we have solved 3 puzzles! With this task you now have the second number to the combination lock on the treasure:

Add up the numbers from questions 6 and 8 and subtract the number from question 7.

Write down the result in my sign:



We continue walking along “Neuenstrasse”.

Do you see the yellow house? How nice the owners are! They have hung cheerful little houses for the birds on their wall. They are too small for me, but there are enough titmice here that are almost as colourful as the houses.

Question No. 9:

How many birdhouses are on the wall of the house?

Write down the number:



Cross the pedestrian crossing and follow “Interlakenstrasse” over the “Lütschinen” bridge. Then we follow the stream of the “Lütschine” and turn into the “Aareweg”.

Gurtner Holzbau has celebrated its anniversary. For how many years have they been delivering "suberi Büetz", which means they have done a good job?

Question no. 10:

Cross out the "o" and write down the other digit:



We continue to follow the “Aareweg”. There are yellow parking spaces to the right of the “Zentrum Seeburg”. Count them and note how many there are. If you continue walking in the direction of the TCS Campingsite, you will pass white parking spaces. Count these too.

Maybe we'll treat ourselves to something tasty in the campsite bistro?

Question no. 11:

Calculate the yellow parking spaces minus the white parking spaces. Write down the result



Treasure code C

Riddles 9, 10, and 11 give the third number to the combination lock on the treasure: Take the largest and smallest of these 3 numbers and add them up. Write down the result in my sign:



Come on, let's walk to the lake. I really need to cool down, so the pleasant breeze over the lake is just what I need!

If you walk around the campsite on the footpath, you can see the pods, the half-round wooden houses on the campsite.

Question no. 12:

How many pods are there? Write down the number:



If we keep walking along the lakeside promenade, we come to the lido. On a nice summer day, I love jumping and doing flips on the lake trampoline with all the kids!

For the next question, stand in front of the entrance. Can you see the words on the wooden board above the entrance?




Question no. 13:

Count how many times the letter A appears in both words..

Multiply the number by three. Write down the number:

Continue over the "Lütschinen" bridge. Directly after the bridge, we take the path that turns left. Did you know that the "Lütschisand" area is a nature reserve?

The sign with the owl in front of the clover leaf shows you what we are not allowed to do in the nature reserve. Do you understand the prohibitions?



Question No. 14:

How many bans does it show us?

Write down the number:

Do you also travel by boat from time to time? When I circle the ships with the seagulls, you can wave to us.

If we walk further along the small dock to the jetty, we see the thick poles where the scheduled ferries moor.



Question No. 15:

How many poles are there? Write down the number:

Now we walk back along the quay towards the tourist office.

But not so fast! How many benches do you count from the jetty to the bus stop?

Question No. 16:

How many benches did you count?

Write down the number:



At the end we pass some restaurants. The view over the lake is beautiful from here! I would love to treat myself to a delicious ice cream.

Do you see the lanterns with the inscription “Rugenbräu” on the terrace of the Hotel Oberländerhof?



Question no. 17:

Count the “Rugenbräu” lanterns on the terrace.

Write down the number:

The treasure is waiting for you at the tourist office. First, find out the number D in the field below.

Now you can try your luck. Enter the numbers A to D in the combination lock at the mark. The first number at the top and then one after the other. If you have solved all the puzzles correctly, the combination lock opens and you can open the chest.

As a reward, you get to choose a prize. Please close the chest again afterwards and change the code on the lock!



Treasure code D

Questions 12 to 17 give the fourth and last number to the combination lock on the treasure:

Take the highest number of these 6 questions and memorise it.


In question 12 and 13 you come to the same number. Which number is it?

Now calculate the number you memorised first minus the number you memorised from puzzles

you have memorised from puzzles 12 and 13.



On this page you have space to make a drawing about the treasure hunt. Maybe I'll be in it too!



Send your drawing with your sender to:

Bönigen–Iseltwald Tourismus, Seestrasse 6, 3806 Bönigen

We have an additional prize for one artist among you.

A tip to try out from the Schrank-Laden:



All-purpose cleaner *simply* NATURAL

To make yourself with little effort and hardly any waste ...

Ingredients:

- peels of citrus fruits
- table vinegar (no cleaning vinegar)
- preserving jar

Production:

Layer the peels of citrus fruits in a preserving jar.

Pour vinegar until the peels are completely covered, otherwise mould might appear.

Leave to infuse for 2 weeks, shaking from time to time. Add vinegar if necessary.

. The cleansing essential oils of the citrus fruits are absorbed into the vinegar.

As soon as the vinegar has changed colour, pour the contents through a sieve into an empty cleaning spray bottle.

Add an additional dash of washing-up liquid to the cleaner.



Application:

For cleaning bathrooms, chrome steel, wooden chopping boards, refrigerators, as a fabric softener
(Attention: Do not use for surface-finished or impregnated textiles)

Note:

Not suitable for acid-sensitive materials such as natural stone floors, marble, linoleum, silicone joints


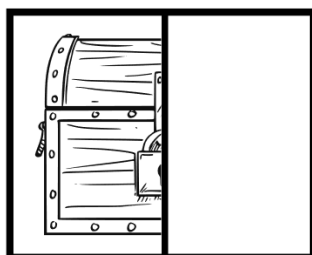
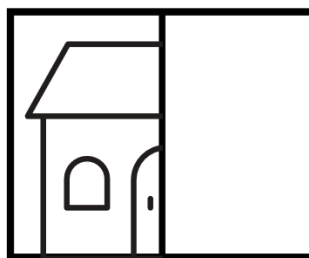

Idea: www.smarticular.net

Here are some more puzzles for you to do at home:



MIRROR IMAGE


Complete the pictures by drawing the 2nd half...





WHERE IS RICKY'S NEST?

Can you show Ricky the way to his nest?



Did you have a good time with the children?

Our treasure hunt makes children's eyes light up and lets them experience exciting adventures. If you would like to support us, you can simply make a donation via TWINT.

This is how it works:

Open the TWINT app and scan the QR code. Thank you for your voluntary contribution!



Bequem mit TWINT bezahlen



Scannen Sie den QR-Code
mit Ihrer TWINT App.



Geben Sie den Totalbetrag
ein und bestätigen Sie Ihre
Zahlung.

Together we make children's eyes light up!